

## Factsheet

### What is it?

FamilyNewsNow is a simple internet-based display to help loved ones who may feel isolated from family and friends.

Post news, reminders and photos from your computer, phone or iPad. You can also give access to family, friends and the wider support network, enabling them all to update the display. The news and photos appear automatically on your loved one's display. You can update and change it at any time and from any location.

FamilyNewsNow is particularly helpful for people who:

- have some impairment, for example, memory loss, limited movement, or hearing loss;
- struggle with modern technology;
- are isolated physically, or geographically, from friends and family;
- would like to receive regular updates of news focussed around family interests

### Features

FamilyNewsNow automatically presents information on your loved one's tablet - no interaction from them needed!



**Date and Time:** Automatically updated, preventing confusion.



**Urgent Messages:** Reminders or alerts for the day, includes expiry dates ensuring message no longer displays after the event  
e.g. *The nurse is coming at 10am*



**Family News:** Update on activities and whereabouts of family members  
e.g. *Tom is in Australia with his girlfriend*



**Reminders:** Repeating messages for recurring reminders  
e.g. *Drink plenty of water!*



**Photos:** To share favourite memories or help your loved one recognise people (put a face to a name)

Here is a brief overview of what our service does and does not include:

✓	✗
<ul style="list-style-type: none"> <li>• Reuse old iPads to give them a useful purpose</li> <li>• Low cost</li> <li>• Simple</li> <li>• Not interactive</li> <li>• Free trial period</li> <li>• Unlimited logins</li> <li>• Helps individuals feel connected with family and friends</li> <li>• Advise the Family about the display status</li> <li>• Display dims after 10pm and wakes up at 7am</li> </ul>	<ul style="list-style-type: none"> <li>• No audio</li> <li>• No video</li> <li>• No device provided by FNN</li> <li>• No credit card details collected prior to free trial</li> </ul>

## Setting up your loved one's display iPad:

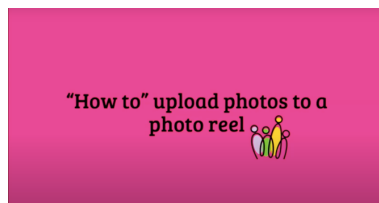
- ⇒ The display is sized to work best on an iPad with screen size 9.7 or 10.2 inch. All iPads since the iPad 2 (iOS 9.3.5 or later) are supported which means you can use any old iPad you may have spare
- ⇒ Put your iPad on the "always on" setting – if you do not know how to do this, check our [FAQ](#) section on our website
- ⇒ Go to [app.familynewsnow.com](http://app.familynewsnow.com) and sign into your account
- ⇒ Then in the 'Family Displays' tab, there are separate login details for your loved one's display iPad

Name of display user	Change name	Time since refresh	Login	Password	Preview
Sandra	<a href="#">Edit</a>	about 19 hours			<a href="#">Preview</a>

- ⇒ Open the browser on their iPad and go to [app.familynewsnow.com](http://app.familynewsnow.com)
- ⇒ Insert the new login details and the display will appear

## Help to get you started

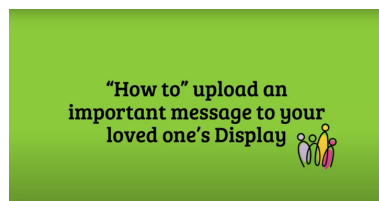
Find our “How to” videos on our YouTube page which demonstrate how to use the application and how to do each feature.



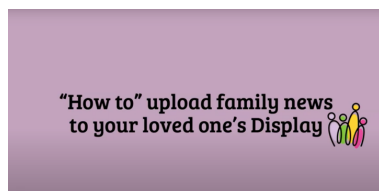
“How to” upload photos to a photo reel  
<https://www.youtube.com/watch?v=ea3JAG4tt9A&t=8s>



“How to” add expiry dates to your news  
<https://www.youtube.com/watch?v=pumUicPrWPY>



“How to” upload an important message to your loved one’s Display  
<https://www.youtube.com/watch?v=PCVqJWyNiME>



“How to” upload family news to your loved one’s Display  
<https://www.youtube.com/watch?v=DiwAsUixlYI&t=2s>

If you cannot find an answer that you are looking for, check out our [FAQ](#) section on our website for more information!